





ATTENZIONE: Il montaggio del prodotto deve essere eseguito da personale specializzato
 WARNING: The mounting of the product it must be realized from staff specialist

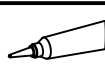


Sostituire le viti OEM con le viti fornite nella confezione.
 Replace OEM screws with the screws provided inside the package.

OEM: Original Equipment Manufacture



Pulire e/o sgrassare
 Clean and/or degrease



Bloccare con frenafite di tenuta: - L= Leggera - M= Media - S= Forte.
 Lock on with the follow threadlock: L= Light hold - M= Medium hold - S= Strong hold.



ATTENZIONE: Questo prodotto potrebbe non essere conforme al codice stradale o alle leggi vigenti in alcuni paesi e quindi utilizzabili solo in aree private e/o chiuse al traffico
WARNING: This product may not comply with local road rules and regulations and can be used only in private areas and/or areas closed to traffic.



ART:
 KV317

ISTRUZIONI / INSTRUCTION

VITI SOTTOSELLA / SCREWS UNDERSADDLE

DUCATI

HYPERMOTARD 821- 821 SP / HYPERSTRADA